

Rabbit anti-VEGFr-1 (Flt-1)

Cat. No. and Size: **506-2804:** 1 ml immunogen affinity purified immunoglobulin from rabbit serum in 10 mM PBS pH 7.4 with 1 % BSA and 0.1 % sodium azide.
506-2801: 7 ml prediluted antibody in a 50 mM Tris/1 % BSA buffer pH 7.6 with 0.1 % sodium azide.

Intended Use: For research use only. Not for use in diagnostic procedures.
Clone: N/A
Immunogen: A synthetic peptide derived from C-terminus of human Flt-1.
Ig Isotype: Rabbit IgG
Epitope: C-terminus
Molecular Weight: 180 kDa
Species Reactivity: Human (tested). Mouse and rat (by sequence homology). Others not tested.

Description: Flt-1/vascular endothelial growth factor receptor 1 (VEGFR1), a cell membrane receptor kinase, is a high affinity receptor for vascular endothelial growth factor and is putatively involved in the growth of endothelial cells and angiogenesis. It contains seven immunoglobulin like sequences in the extracellular domain and exhibits sequence similarity to Flk-1 and Flt-4.

Applications: Immunohistochemistry (IHC) on formalin-fixed, paraffin-embedded tissue sections. Other applications recommended but not tested: Western Blotting.

IHC Procedure: **Antibody Dilution:** If using the concentrate format of this product, dilute the antibody 1:100. The dilutions are estimates; actual results may differ because of variability in methods and protocols.
Antigen Retrieval: Boil tissue sections in 10mM Citrate buffer, pH 6.0 for 10 min followed by cooling at RT for 20 min.
Primary Antibody incubation: Incubate for 10 minutes at RT.

Positive Control: Placenta and angiosarcoma

Cellular Localization: Cytoplasmic






Storage and Stability: Store at 2-8°C. Do not freeze. The user must validate any other storage conditions. Every antibody is expiration dated. When properly stored, the reagent is stable to the date indicated on the label. Do not use the reagent beyond the expiration date. There are no definitive signs to indicate instability of this product; therefore, positive and negative controls should be tested simultaneously with unknown specimens.

March 18, 2011

Rev: A0311

Doc: 506-2804_2801

Explanation of the symbols on the product label:

REF	Bestellnummer Catalog Number Reference du catalogue		Verwendbar bis Use By Utiliser jusque		Gebrauchsanweisung beachten Consult Instructions for use Consulter les instructions d'utilisation
LOT	Chargenbezeichnung Batch Code Code du lot		Lagerungstemperatur Temperature Limitation Limites de température	RUO	Nur für Forschungszwecke For Research Use Only Pour la recherche uniquement
IVD	In vitro Diagnostikum In Vitro Diagnostic Medical Device Dispositif médical de diagnostic in vitro		Achtung Warning Attention		Hersteller / Manufacturer / Fabricant Zytomed Systems GmbH • Anhaltinerstraße 16 14163 Berlin, Germany • Tel: (+49) 30-804 984 990 www.zytomed-systems.de