

Rabbit anti-VEGF (VEGF-A)

Cat. No. and Size: **522-2614:** 1 ml immunogen affinity purified rabbit polyclonal antibody in PBS/1% BSA buffer pH 7.6 with less than 0.1% sodium azide.
522-2611: 7 ml pre-diluted immunogen affinity purified rabbit polyclonal antibody in TBS/1% BSA buffer pH 7.6 with less than 0.1% sodium azide.

Intended Use: For research use only. Not for use in diagnostic procedures.
Clone: N/A
Immunogen: Synthetic peptide derived from N-terminus of human VEGF.
Isotype: Rabbit IgG
Epitope: N-terminus
Molecular Weight: 19-22kDa (reduced)
Species Reactivity: Human (tested). Others not tested.

Description: VEGF (vascular endothelial growth factor) is a homodimeric, disulfide-linked glycoprotein involved in angiogenesis which promotes tumor progression and metastasis. This antibody reacts with the 165, 189 and 121 amino acid splice variants of VEGF of human, to a lesser extent, mouse and rat.

Applications Immunohistochemistry (IHC) on formalin-fixed, paraffin-embedded tissue sections.

IHC Procedure **Antibody Dilution:** If using the concentrate format of this product, dilute the antibody 1:100. The dilutions are estimates; actual results may differ because of variability in methods and protocols.

Antigen Retrieval: Boil tissue sections in 1mM EDTA, pH 8.0 for 10 min followed by cooling at RT for 20 min.

Primary Antibody Incubation: 10 minutes at RT.

Positive Control: Angiosarcomas

Cellular localization: Cytoplasm, cell surface, and extracellular matrix

Storage and Stability

Store at 2-8°C. Do not freeze. The user must validate any other storage conditions. Every antibody is expiration dated. When properly stored, the reagent is stable to the date indicated on the label. Do not use the reagent beyond the expiration date.

There are no definitive signs to indicate instability of this product; therefore, positive and negative controls should be tested simultaneously with unknown specimens.






- For Research Use Only -

May 10, 2012

Rev: A0512

Doc: 522-2614_2611

Explanation of the symbols on the product label:

REF	Bestellnummer Catalog Number Reference du catalogue		Verwendbar bis Use By Utiliser jusque		Gebrauchsanweisung beachten Consult Instructions for use Consulter les instructions d'utilisation
LOT	Chargenbezeichnung Batch Code Code du lot		Lagerungstemperatur Temperature Limitation Limites de température	RUO	Nur für Forschungszwecke For Research Use Only Pour la recherche uniquement
IVD	In vitro Diagnostikum In Vitro Diagnostic Medical Device Dispositif médical de diagnostic in vitro		Achtung Warning Attention		Hersteller / Manufacturer / Fabricant Zytomed Systems GmbH • Anhaltinerstraße 16 14163 Berlin, Germany • Tel: (+49) 30-804 984 990 www.zytomed-systems.de